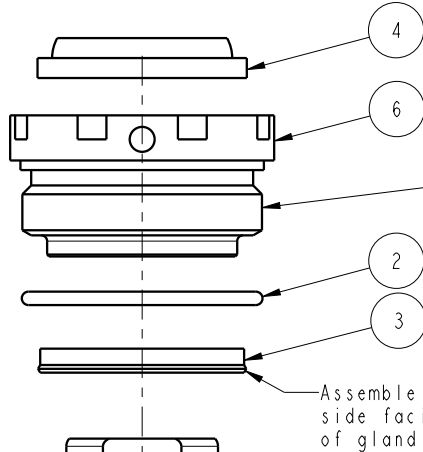
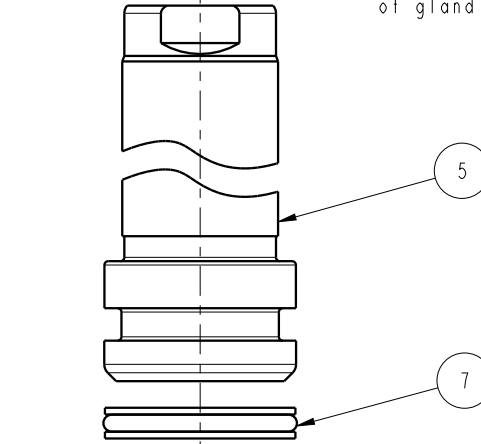
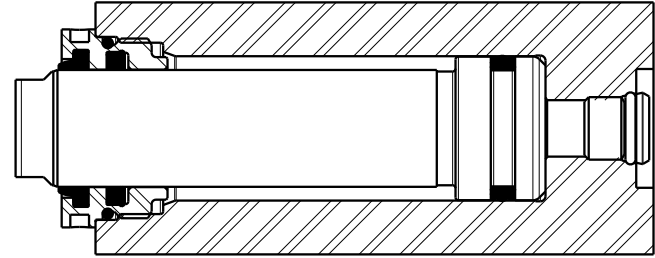


Lubricate all seals with clean hydraulic fluid, prior to assembly.  
Do not use silicone based lubricants.

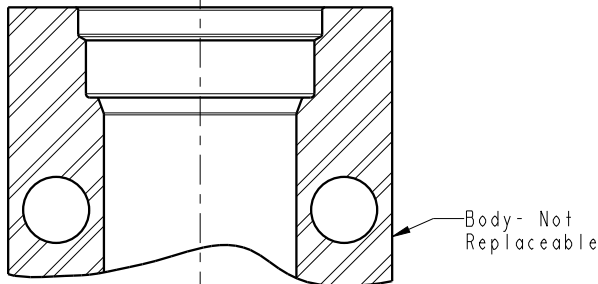
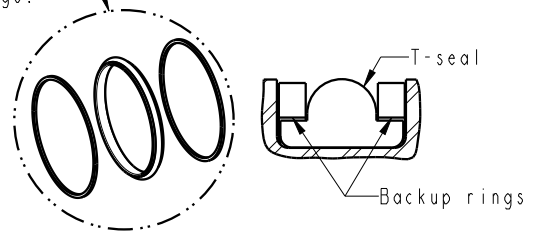


Tighten to 55 lbf·ft torque  
use Vektek torque tool  
new style torque tool AT200103 (8 pt)  
old style torque tool AT200101 (2 pt)

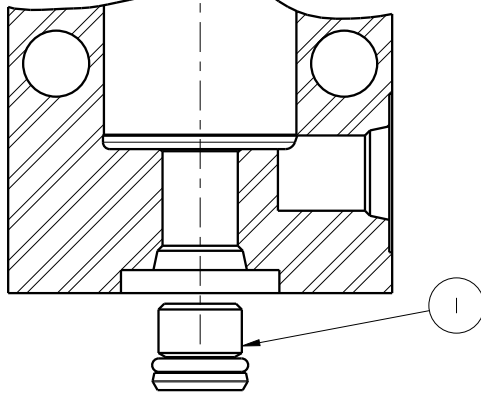
Assemble with lip side facing bottom of gland



Item 7, 3 piece seal.  
Assemble with T-seal between backup rings.



Body- Not Replaceable



Standard Seal Kit	Fluorocarbon Seal Kit
60-2002-10	6V-2002-09
39-H100-17	39-V100-17
39-0110-45	39-0120-05
39-0010-11	39-0120-13
39-0120-08	39-0120-08

No.	QTY	PART No.	DESCRIPTION
7	1	39H10017	SEAL, T, (13/16 X 5/32 X 1)
6	1	82031002	GLAND, CYL, 3900 & 17.8 KN
5	1	82011006	PISTON, CYL, 3900, 2 STRK
4	1	39012008	WIPER, SNAP-IN, (13/16)
3	1	39011045	SEAL, LL, (13/16 X 1/8 X 1/8 X 1-1/16)
2	1	39001011	O-RING, (-024)
1	1	30601144	PLUG, SOCH, SAE 4

### PARTS LIST



VEKTEK, INC.  
1334 E. SIXTH AVE. P.O. BOX 625  
EMPORIA, KS. 66801 U.S.A.

Model Number  
20-1210-02  
20-1210-02F

ASSY, CYL, BB, 3900, 2 STRK, DA

SIZE  
A

PL-2056

REV  
J

SHEET 1 OF 1

J	5499	RELEASE	NPETERS	10/2/24
REV	IN ACCORDANCE WITH ECN	EFFECTIVE DATE	REVISED BY	DATE
DRW BY:	JACOB	DRAWING STATUS: Released		
DATE:	8-6-90	PRODUCTION APPROVED FOR RELEASED STATUS ONLY		

FORM FEG035\_PL\_ASIZE, REV. B